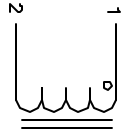


The information contained in this drawing is the sole property of CWS Coil Winding Specialist. Any reproduction in part or whole without written permission of CWS Coil Winding Specialist is prohibited.

REVISION HISTORY

REV	ECN	DESCRIPTION	DATE	BY	CHK	DATE
A		PRODUCTION RELEASE	2/9/04	TKK	JLU	2/9/04



SCHEMATIC

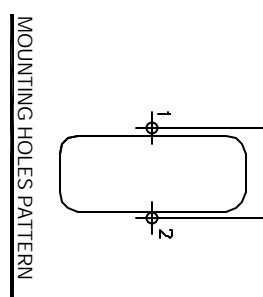
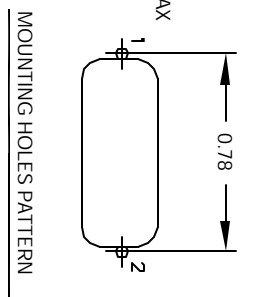
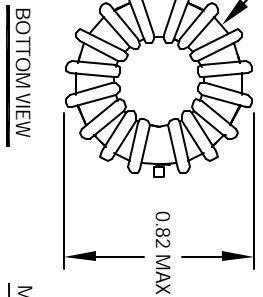
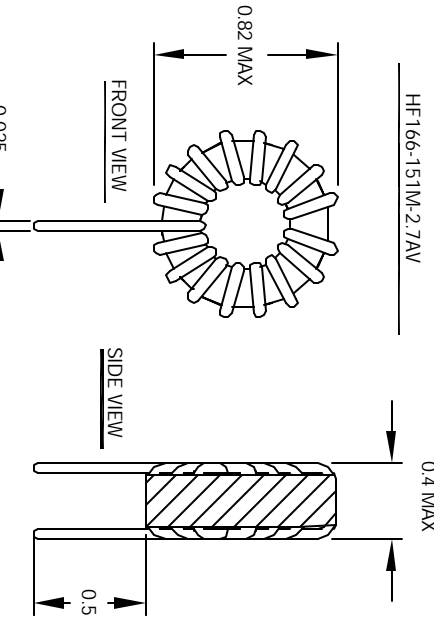
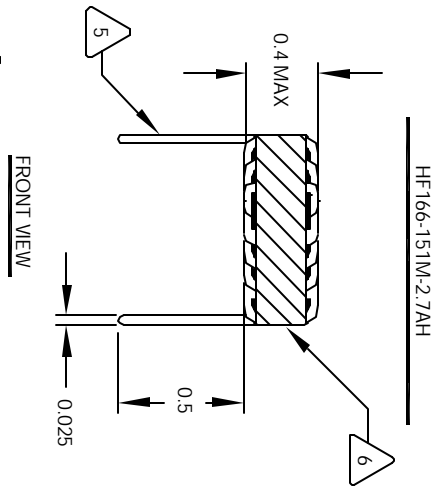
- 6 USING A PERMANENT MARKING METHOD MARK PART NUMBER AND REVISION, IF APPLICABLE IF NEEDED, WRAP INDUCTOR WITH GLASS TAPE TO THE CORE

- 5 MUST REST FLAT ON PCB. LEADS MUST BE TANGENT FLUSH WITH THE COIL EDGE, AS SHOWN (I.E. COIL REMOVE INSULATION AND TIN LEADS 0.5 INCH

- 4 WIND COILS EVENLY SPACED AROUND THE CORE CONSTRUCTION:

- 3 HI-POT TEST FOR WINDING TO CORE ISOLATION = 500VDC MIN CURRENT RATING : 2.7 AMPS, 40 °C TEMP. RISE, NO AIR FLOW DCR = 95.0 MILLI-OHMS MAX. DC BIASED = 2.7 AMPS, INDUCTANCE = 122 UH DC BIASED = 4.8 AMPS, INDUCTANCE = 120 UH INDUCTANCE = 150 UH +10% @ LOW DC BIAS, 1 KHz, 250mv SPECIFICATIONS:

- 2 WIRE: UL RECOGNIZED 200°C RATED MAGNET WIRE CWS BYTE-MARK OR OTHER APPROVED PART CORE: COATED HIGH FLUX TOROIDAL CORE RATING CLASS B (130°C MIN.) REQUIRED MATERIAL: UL RECOGNIZED 94V-0 FOR FLAMMABILITY
- NOTES: TOROIDAL POWER CHOKE. ALL DIMENSIONS IN INCHES



CODE IDENT	MFG. P/N	DESCRIPTION	ITEM NO.
		PARTS LIST	
AUTOCAD SOLIDWORKS SIGN	X	CWS Coil Winding Specialist 1510 E. Edinger Ave. Unit B, Santa Ana, CA 92705	
DATE	DATE	TITLE:	
2/8/04	2/9/04	Toroidal Power Chokes	
2/9/04	3/6/04		
3/8/04		SIZE DIM. IN.	REV
		HF166-151M-2.7A	B
		SCALE	
		2=1	
		SHEET 1 OF 1	